

SANSSOUCI PARK



STIFTUNG
PREUSSISCHE SCHLÖSSER UND GÄRTEN
BERLIN-BRANDENBURG




unesco

Palaces and Parks
of Potsdam and Berlin
World Heritage since 1990

FROM THE FRENCH BAROQUE-INFLUENCED PLEASURE GARDEN FROM THE 18TH CENTURY TO THE PICTURESQUE LANDSCAPE PARK OF THE 19TH CENTURY: THE UNESCO-WORLD HERITAGE PARK SANSSOUCI UNITES GARDEN ART WITH ARCHITECTURE, TERRACES, SCULPTURES AND FOUNTAINS IN ART-FILLED STAGINGS OF NATURE

CURRENT
OPENING TIMES:
SPSG.DE

1 SANSSOUCI PALACE



Prussian King Frederick II (“the Great”, 1712–1786) loved his charming palace above the vineyard terraces as his private refuge. He resided “carefree” in these rooms decorated in the Friderician style.

2 NORMAN TOWER



Antique ruins at Sanssouci? This Roman-inspired backdrop architecture, built for Frederick the Great in 1748, was designed for its picturesque effect from a distance. The Norman (lookout) tower was added 100 years later.

3 PICTURE GALLERY OF SANSSOUCI



The sculptural decoration around the windows of the garden façade, which makes a theme of the arts and sciences, refer to the inside of the building: In the splendid gallery hall, you may admire the valuable painting collection of Frederick the Great.

ENJOY THE PALACE GARDENS – WITH RESPECT!

The palace gardens maintained by the Prussian Palaces and Gardens Foundation Berlin-Brandenburg (SPSG) are unique garden creations and valuable natural spaces. We would like to thank you for your support in maintaining and preserving the park by observing the park regulations and the signs on site. Your consideration helps to ensure that all visitors can enjoy Sanssouci Park in its full splendour.



INFORMATION:
[SPSG.DE/EN/PARKISART](https://www.spsg.de/en/parkisart)

#PARK
ISART

4 NEPTUNE GROTTO



A jewel of Frederician garden design: Neptune, god of the sea, is enthroned above the portal of the fountain arrangement with its shell-shaped marble basin. Shells of mother-of-pearl, painted reed flowers and crystal shimmer inside the grotto.

5 OBELISK



Fantasy hieroglyphs adorn the obelisk which, each together with two double rows of pillars, comprise the Obelisk Portal at the eastern entrance to the park. At the foot of the pillars, the goddesses Flora and Fauna set the mood for your visit to the park.

6 CHURCH OF PEACE



Early Christian basilicas in Rome inspired King Frederick William IV (1795–1861) to this ensemble at the Marly Garden. The campanile, 42 meters in height, towers over the Church of Peace with its cloister and atrium.

7 FIRST RONDEL



The main axis between the obelisk and the New Palace is structured with hedge-lined enclosures. The First Rondel displays busts of two Roman emperors and four Africans in antique robes.



Please throw your rubbish into the bins provided – or preferably take it back with you! Our gardeners prefer to take care of the flower beds and meadows with dedication so that you can enjoy your visit. They therefore have little time to dispose of your waste.




Do you love dogs? We do, too but only on a leash! Please keep in mind that other people are afraid of dogs and that the animals of Park Sanssouci can easily be disturbed. Please pick up after your dog and put waste in the rubbish bins.



Sanssouci Park is a habitat for protected and endangered plant and animal species. Help protect this biological diversity by only sitting on benches and marked lawns. Please do not pick flowers or plants.

8 GREAT FOUNTAIN



Twelve marble sculptures constitute the French Rondel around the Great Fountain in the garden parterre of Sanssouci Park. The statues of gods and allegories of the four elements are masterful copies created by contemporary artists from the French originals.

9 CHINESE HOUSE



Clear the stage for the Rococo presentation of the Chinese style: Resting in the niches of the garden pavilion are “Chinese” groups of figures in exotic costumes. Inside, the serene atmosphere continues with the imaginative ceiling painting.

10 ROMAN BATHS



Italy as a place of longing: Inspired by 15th-century Italian country estates, the architects Schinkel and Persius created the Roman ensemble of buildings and gardens for Crown Prince Frederick William IV, who became king in 1840.

11 CHARLOTTENHOF VILLA



This summer residence of the Crown Prince Frederick William IV and Crown Princess Elisabeth reveals itself to be an elegant villa in the Classicist style rising above the grounds with terraces, colonnade, gardens and fountains.



Do not climb sculptures or trees or use them as bike stands! Sculptures, buildings, and benches are works of art that can easily be damaged.



Cycling is permitted only on paved roads such as the “Ökonomieweg” path (marked in yellow on the map). Please only bike on designated paths and be considerate of fellow visitors.



The only high-altitude flights allowed in Sanssouci Park are for our majestic trees and the birds – but not for free-flying drones, which are banned here. Let’s enjoy the park without aerial acrobatics in the sky and let your flying marvels dance elsewhere.

12 TEMPLE OF FRIENDSHIP



Frederick the Great dedicated this pavilion rotunda to his favorite sister Wilhelmine: The marble statue shows her as the Margravine of Bayreuth, and the medallion images on the columns commemorate famous friendship couples from Antiquity.

13 NEW PALACE



Frederick the Great referred to this representative palace topped with a cupola and adorned with hundreds of sculptures, which he used for his guests as a “fanfaronade” (boastful ostentation). The interior is captivating with its grandiose banqueting halls and luxurious apartments.

14 COLONNADE WITH THE TRIUMPHAL ARCH, NEW PALACE



In the middle of the western border of Sanssouci Park, two colonnades with the Triumphal Arch form the pendant to the New Palace on the opposite side. The ensemble is flanked on both sides by the “communs”, service buildings for the palace household.

15 TEMPLE OF ANTIQUITY



Beneath a dense growth of trees is the closed rotunda with pillar decoration and dome, built as the pendant piece to the Temple of Friendship. Here Frederick the Great kept his valuable collection of Antique sculptures.

PARK SANSSOUCI APP



PARK SANSSOUCI APP
YOUR DIGITAL COMPANION
THROUGH THE WORLD
HERITAGE SITE
DOWNLOAD NOW FOR FREE



16 BELVEDERE ON KLAUSBERG HILL




The last building to be erected in the 18th century at Sanssouci also followed the model of Antiquity. The two-story round building, crowned with a dome and encircled with pillars – completed in 1772, destroyed by fire in 1945, reconstructed in 1994 – affords beautiful views (open on special occasions).

17 ORANGERY PALACE



A statue of Frederick William IV before his “favorite creation”: With the impressive grounds consisting of a guest palace in the central building, a lookout gallery between the two towers and the two plant halls, the completion of the “Prussian Arcadia” was achieved in 1861.

18 NEW CHAMBERS OF SANSSOUCI



Similar from the outside to the Picture Gallery ③ with its cupola and, on the garden facade with sculptures as well as French doors, the New Chambers accommodate lavishly-appointed guest apartments and unique banqueting halls and galleries.

19 HISTORIC WINDMILL



The windmill, which burnt down in 1945, has been reconstructed at its original location. It has an exhibition that shows the windmill’s history and the processing of grain. Today it mills flour for organic baked goods.



DOWNLOAD FREE APP “ACTIONBOUND”, SCAN THE CODE AND PLAY HERE IN THE PARK!

ACTIONBOUND.COM/BOUND/ACTIONIMPARKSANSSOUCI



WELCOME TO THIS UNESCO WORLD HERITAGE SITE

Sanssouci Park is open to you daily from 8 a.m. until dark.

ACCESSIBILITY AT PARK SANSSOUCI

Sanssouci Park stretches over three height levels. The slope between the levels is always greater than 6%.

Most of the park grounds are located on the lower level where the New Palace, Charlottenhof Villa, the Roman Baths, the Chinese House and the Church of Peace are located.

The middle level can be reached via the Sicilian Garden. From there, you can get to the New Chambers of Sanssouci and via another slope, you will come to Sanssouci Palace. You may also access this level using public transportation (Bus 695).

The upper level of the park can be reached by turning left behind the Visitor Center at the Historic Windmill. Also located on this route are the Orangery Palace and the Belvedere on Klausberg Hill. Unfortunately, Charlottenhof Villa, the Chinese House, the Belvedere on Klausberg Hill and the Picture Gallery of Sanssouci are not accessible for visitors with wheelchairs.

You will find a recommended route for exploring all three levels on the back of this brochure.

Imprint Published by: Stiftung Preußische Schlösser und Gärten Berlin-Brandenburg, August 2023; Photo credits: SPSG, Leo Seidel, Günther Schneider, André Stiebitz, Hans Bach, Reinhardt & Sommer, Nadine Conrad, Michael Lüder

VISITOR INFORMATION: +49 (0) 331. 96 94-200

TICKETS.SPSG.DE SPSG.DE

  SPSGMUSEUM  SANSSOUCI.PALACE

SUPPORTED BY

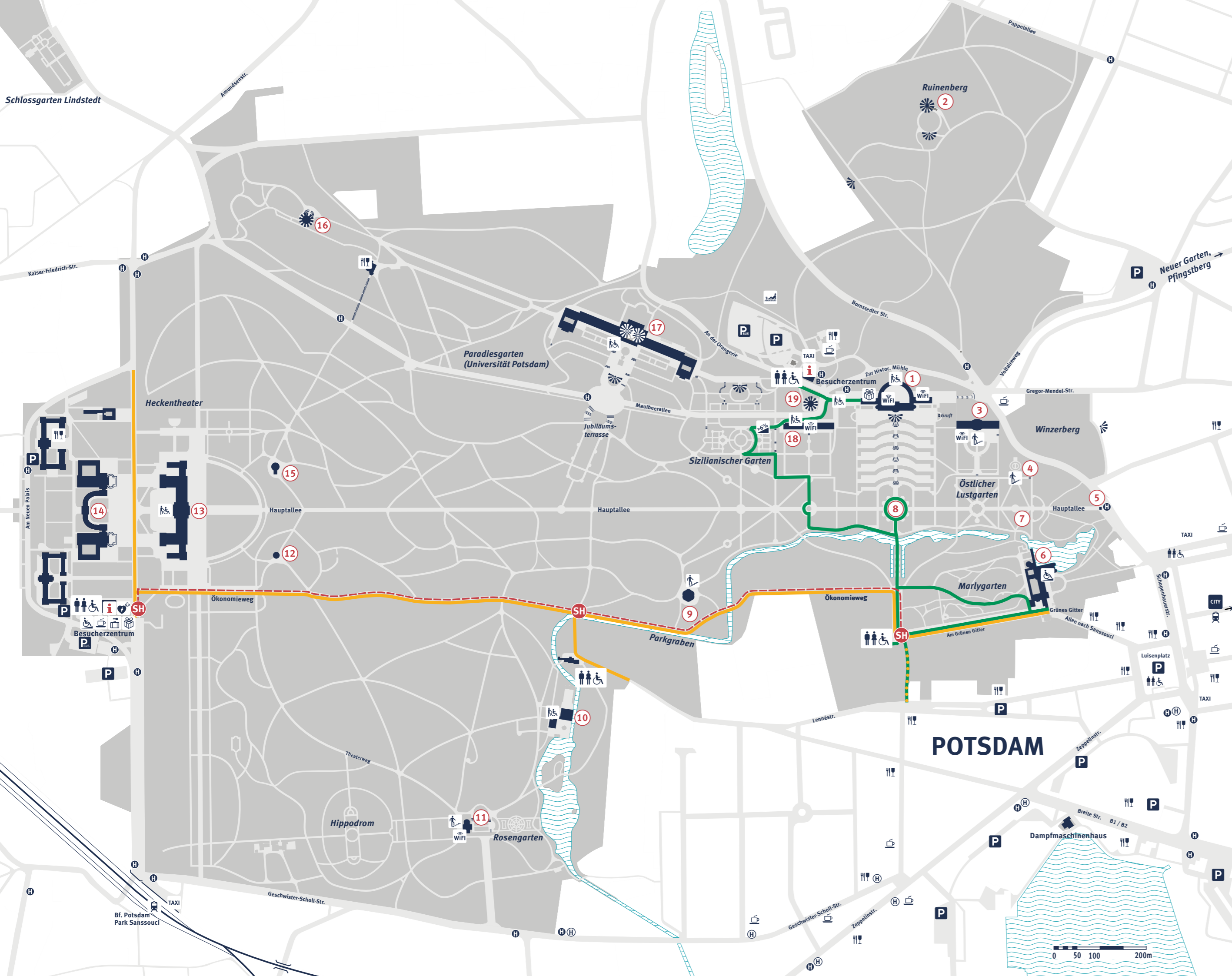


FEEL LIKE A QUEEN OR KING FOR A YEAR

WITH THE ANNUAL PASS FOR THE
PRUSSIAN PALACES AND GARDENS FOUNDATION
BERLIN-BRANDENBURG



BUY ONLINE NOW: TICKETS.SPSG.DE



- 1 SANSSOUCI PALACE
- 2 NORMAN TOWER
- 3 PICTURE GALLERY OF SANSSOUCI
- 4 NEPTUNE GROTTO NOT ACCESSIBLE
- 5 OBELISK
- 6 CHURCH OF PEACE
- 7 FIRST RONDEL
- 8 GREAT FOUNTAIN
- 9 CHINESE HOUSE
- 10 ROMAN BATHS
- 11 CHARLOTTENHOF VILLA
- 12 TEMPLE OF FRIENDSHIP NOT ACCESSIBLE
- 13 NEW PALACE
- 14 COLONNADE WITH THE TRIUMPHAL ARCH, NEW PALACE
- 15 TEMPLE OF ANTIQUITY NOT ACCESSIBLE
- 16 BELVEDERE ON KLAUSBERG HILL NOT ACCESSIBLE
- 17 ORANGERY PALACE
- 18 THE NEW CHAMBERS OF SANSSOUCI
- 19 HISTORIC WINDMILL

- | | | |
|---------------------------------------|--|--|
| i INFORMATION / VISITOR CENTER | LOUNGING LAWN | TRAM STOP |
| ACCESSIBLE TOILET | BARRIER-FREE ACCESSIBILITY | BUS STOP |
| TICKET SALES | ENTRANCE FOR PERSONS WITH RESTRICTED MOBILITY, WITH ASSISTANCE | BICYCLE ROUTE |
| ATM | NOT BARRIER-FREE | PUSH BICYCLES ON THIS ROUTE |
| WI-FI (ENTRANCE AREA ONLY) | TOILET | ROUTE FOR PERSONS WITH RESTRICTED MOBILITY |
| STORAGE LOCKERS | ACCESSIBLE TOILET | SHUTTLE SERVICE ROUTE SEASONAL |
| RESTAURANT | TRAIN STATION | SHUTTLE SERVICE STOP SEASONAL |
| CAFÉ / SNACK BAR | TAXI TAXI STAND | VIEWPOINT |
| MUSEUM SHOP | BUS PARKING LOT | |
| WI-FI | CAR PARKING LOT | |
| DEFIBRILLATOR | | |

- DISTANCES**
- SANSSOUCI PALACE 1 VIA THE GREAT FOUNTAIN 8 TO THE NEW PALACE 13: CA. 2 KM, 25 MIN
 - ORANGERY PALACE 17 TO CHARLOTTENHOF VILLA 11: CA. 1.3 KM, 16 MIN
 - SANSSOUCI PALACE 1 VIA THE GREAT FOUNTAIN 8 TO CHARLOTTENHOF VILLA 11: CA. 1.7 KM, 21 MIN
 - CHURCH OF PEACE 6 VIA THE GREAT FOUNTAIN 8 TO SANSSOUCI PALACE 1: CA. 1.1 KM, 14 MIN
 - VISITOR CENTER AT THE HISTORIC WINDMILL 1 VIA THE GREAT FOUNTAIN 8 TO THE VISITOR CENTER AT THE NEW PALACE 1: CA. 2.4 KM, 31 MIN
 - PICTURE GALLERY OF SANSSOUCI 3 TO THE NEW CHAMBERS OF SANSSOUCI 18: CA. 0.4 KM, 5 MIN
 - ORANGERY PALACE 17 TO THE BELVEDERE ON KLAUSBERG HILL 16: CA. 1 KM, 12 MIN
 - VISITOR ENTRANCE VIA ÖKONOMIEWEG PATH TO THE NEW PALACE 13: CA. 2.2 KM, 28 MIN
 - VISITOR ENTRANCE AT THE GREEN GATE VIA THE GREAT FOUNTAIN 8 AND MAIN AVENUE TO THE NEW PALACE 13: CA. 2.5 KM, 31 MIN



STIFTUNG
PREUSSISCHE SCHLÖSSER UND GÄRTEN
BERLIN-BRANDENBURG

unesco
Palaces and Parks
of Potsdam and Berlin
World Heritage since 1990